

Probe glands allow installation of 1/4" stainless steel temperature probes directly inline with water flow. Designed for standard 1/4" sensor probes.


Glands feature a NPT thread for mounting in 1/4" pipe. A compression furrel design secures the probe in place even at high pressures.

Inline installation extends probe life by washing away debris and keeping probes clean. Increased accuracy also results from re-circulation of liquid to provide a more homogeneous mixture.




Constructed of polypropylene for superior chemical compatibility with all standard agricultural chemicals, acids and bases.



**Installed in a PBX Manifold**



**Features**

-  Durable Polypropylene Construction
-  Made in USA
-  1-Year Warranty

**Installation Instructions**

**WARNING:** The fitting must be assembled as shown in the diagram or leaks will occur.

1. Apply teflon thread tape or sealant to the fitting on the pipe threads only, and install the fitting into the manifold.

Note: A reducer to 1/2" NPT may be required for pipe sizes larger than 1/2".

2. Install the cap, grip furrel and seal furrel onto the probe body.

3. Install the probe into the fitting and set the depth of the probe. Ensure the probe is not touching the inside of the pipe wall, and ensure the probe is in the water path.

4. Press the cap and components down to the fitting and tighten the cap to compress the seal furrel.

